

BJT, JFET e MOSFET come interruttori

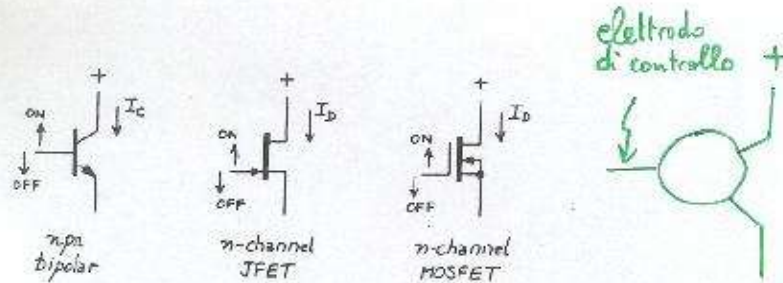


Figure N7.2: Similar control polarities & current flows: NPN & "n-channel" FETs

JFET a impoverimento (depletion)

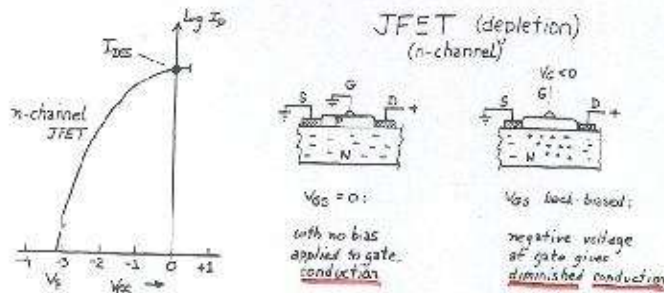


Figure N7.4: Slab of semiconductor: FET (depletion mode) before and after a field is applied at gate

MOSFET ad arricchimento (enhancement)

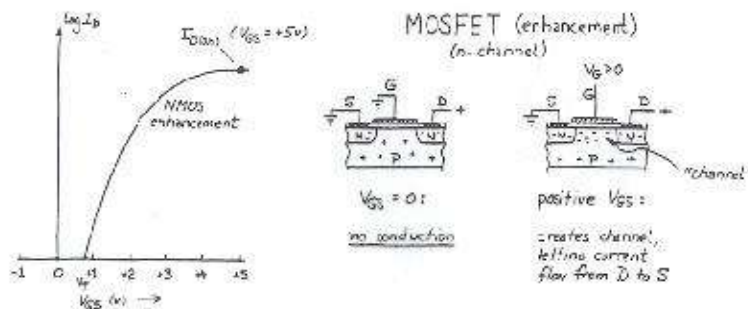


Figure N7.5: Slab of semiconductor, 3 regions: FET (enhancement mode) before and after a field is applied